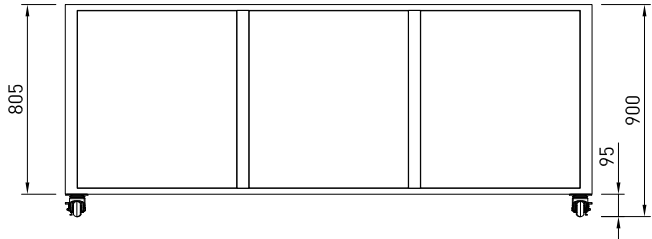
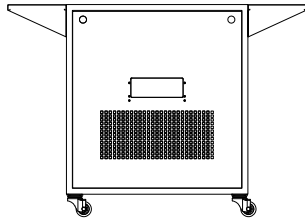
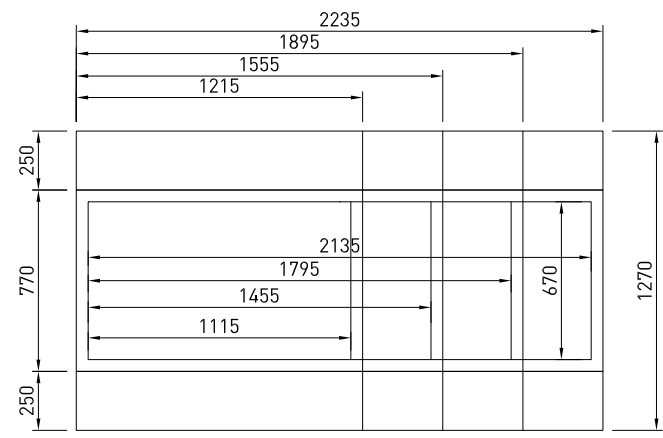




CK  
LSCK3  
LSCK4  
LSCK5  
LSCK6

- Stainless steel frame
- Black colour steel panels
- Lockable castors
- Stainless steel tray race (optional)
- Fits all 3-6 LSRF LSBM LSCM units
- Comes in flat pack box sets

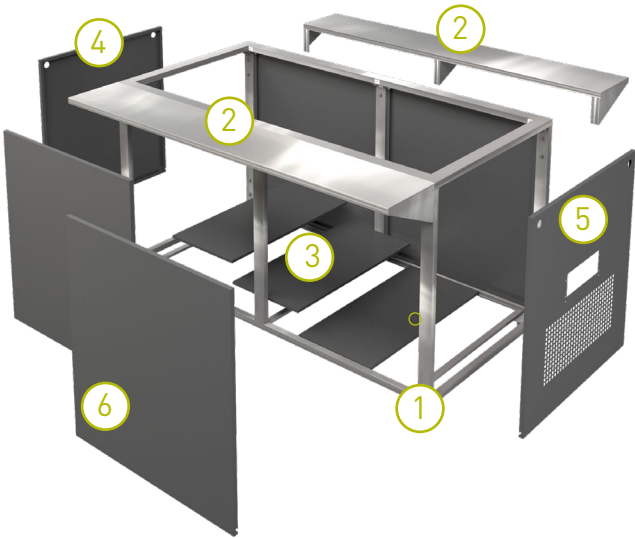


CABINET DIMENSIONS & SPECIFICATIONS

MODEL	CABINET			
	LENGTH [MM]	DEPTH [MM]	DEPTH WITH 2 X TRAY RACE [MM]	HEIGHT [MM]
LSCK3	1215	770	1270	900
LSCK4	1555	770	1270	900
LSCK5	1895	770	1270	900
LSCK6	2235	770	1270	900

PACKED FOR SHIPPING

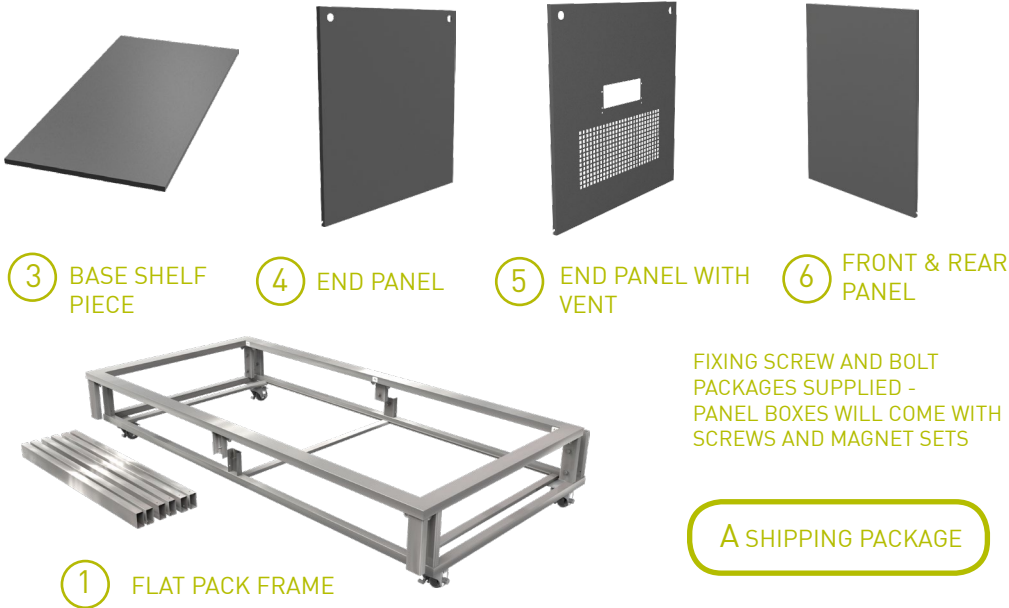
MODEL	BOX SIZE AND WEIGHT			
	LENGTH [MM]	DEPTH [MM]	HEIGHT [MM]	WEIGHT KG
LSCK3	1330	870	505	65
Tray Race	1285	355	320	12
LSCK4	1600	870	600	73
Tray Race	1600	350	310	15
LSCK5	2005	840	600	85
Tray Race	1965	355	320	18
LSCK6	2345	840	600	97
Tray Race	2305	355	320	20



PARTS AND SHIPPING

SHIPPING PACKAGE	PART KEY	PARTS	MODEL AND NUMBER OF PARTS AND CODE			
			LSCK3	LSCK4	LSCK5	LSCK6
A	1	FLAT PACK FRAME	1	1	1	1
			FF3	FF4	FF5	FF6
B	2	TRAYRACE	2	2	2	2
			TR3	TR4	TR5	TR6
A	3	BASE SHELF PIECES *	2	3	4	5
			BS3	BS4	BS5	BS6
A	4	END PANEL	1 x PN			
A	5	END PANEL WITH VENT	1 x EP			
A	6	FRONT & REAR PANELS	4	4	6	6
			FP3	FP4	FP5	FP6

\* Do not fit base shelf when installing RF unit, this allows airflow.





FRAME ONLY



BLACK FRAME AND PANELS  
black colour steel panels as standard  
frame with vinyl wrap



ALL BLACK FRAME AND PANELS  
SINGLE TRAY RACE  
black colour steel panels as standard  
frame with vinyl wrap



DECAL COLOUR WRAP  
colour steel parts with vinyl wrap



DECAL COLOUR WRAP  
colour steel panels with vinyl wrap  
frame with vinyl wrap

LS UNIT DROPPED INTO FRAME



SHOWN WITH LSCM4 FT



SHOWN WITH FIXED FEET OPTION



SHOWN WITH LSBM4 FT




SHOWN WITH LSRF4 FS




## PLACING LS UNITS IN COUNTER



1. Lifting brackets are fitted to assist removing the unit from the packaging and placing into cabinetry. Use a lifting bar that can fit through the 35 x 35mm square hole. ( Bar not supplied )



2. Use four people lifting each corner.



3. After unit has been placed in the required position remove the lifting bracket bolts and retain for fixing the gantry posts.

All accepted local safety work wear and standards should be adhered to with a safety programme developed before undertaking of this kind of lifting work.