

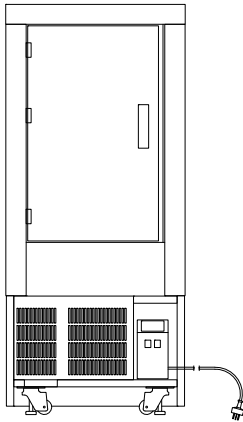
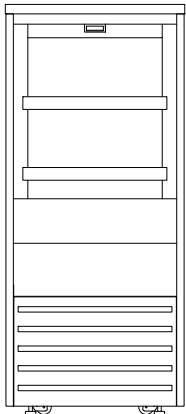
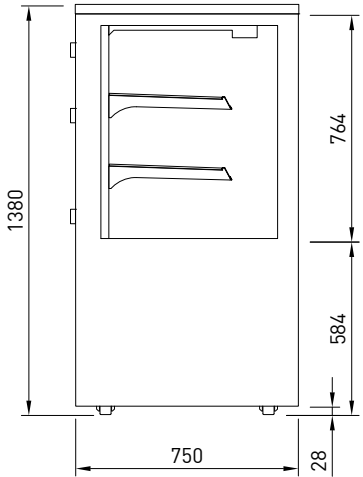
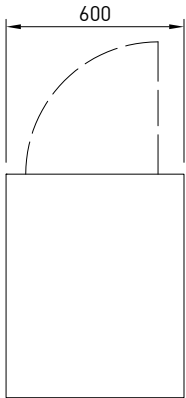
BTGOR6



PRODUCT FEATURES

- Open front
- Stainless steel hinged rear door
- Deck forced refrigeration
- Double glazed glass ends
- Two adjustable glass shelves
- Flat or angled shelves
- Ticket strips on shelves and base
- Under shelf and canopy LED lights
- Integral condenser
- Pull down night blind
- Perspex riser

Maximum shelf load weight 15kg spread evenly  
Adjustable rear or front venting



CABINET DIMENSIONS & SPECIFICATIONS

Prior to installation see, installation guidelines and ventilation requirements document

MODEL	CABINET				SHELVING	OPERATING TEMP	SHELF	BASE TRAY	TOTAL FOOD	DISPLAY M <sup>2</sup>	INTERNAL VOLUME M <sup>3</sup>	FREQUENCY	REFRIGERANT	POWER		CONNECTION ELECTRICAL POWER CORD 2200MM		VOLTAGE	PACKED FOR SHIPPING			
	LENGTH [MM]	DEPTH [MM]	HEIGHT [MM]	WEIGHT KG										KW 230V	AMP	NZ/AUS 10 AMP	UK 13 AMP		LENGTH [MM]	DEPTH [MM]	HEIGHT [MM]	WEIGHT
BTGOR6	600	750	1380	175	2 + BASE	3-5	490 X 440	545 x 515	55	0.60	0.29	50 Hz	R290	1.10	6.0	3 PIN PLUG	3 PIN PLUG	220-240V	700	830	1550	180

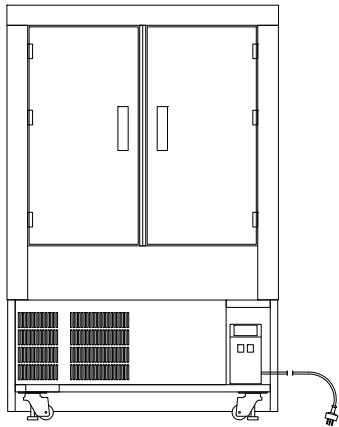
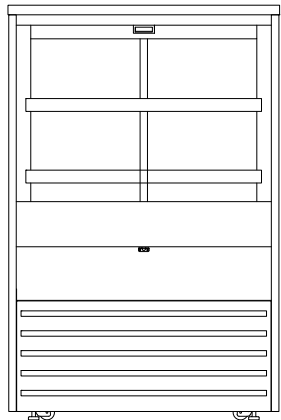
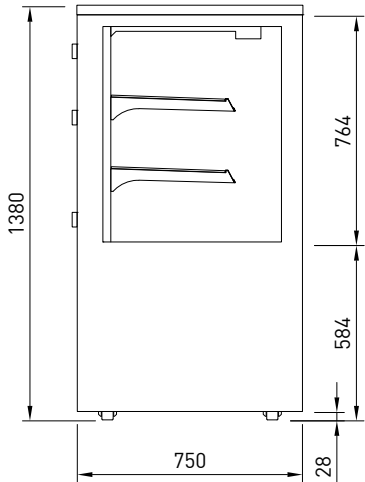
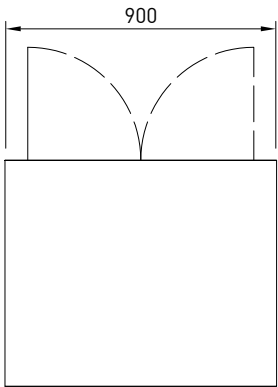
BTGOR9



PRODUCT FEATURES

- Open front
- Stainless steel hinged rear doors
- Deck forced refrigeration
- Double glazed glass ends
- Two adjustable glass shelves
- Flat or angled shelves
- Ticket strips on shelves and base
- Under shelf and canopy LED lights
- Integral condenser
- Pull down night blind
- Perspex riser

Maximum shelf load weight 15kg spread evenly  
Adjustable rear or front venting



CABINET DIMENSIONS & SPECIFICATIONS

Prior to installation see, installation guidelines and ventilation requirements document

MODEL	CABINET				SHELVING	OPERATING TEMP	SHELF	BASE TRAY	TOTAL FOOD	DISPLAY M <sup>2</sup>	INTERNAL VOLUME M <sup>3</sup>	FREQUENCY	REFRIGERANT	POWER		CONNECTION ELECTRICAL POWER CORD 2200MM		VOLTAGE	PACKED FOR SHIPPING			
	LENGTH [MM]	DEPTH [MM]	HEIGHT [MM]	WEIGHT KG										KW 230V	AMP	NZ/AUS 10 AMP	UK 13 AMP		LENGTH [MM]	DEPTH [MM]	HEIGHT [MM]	WEIGHT
BTGOR9	900	750	1380	224	2 + BASE	3-5	790 X 440	845 x 515	114	0.96	0.45	50 Hz	R290	1.10	6	3 PIN PLUG	3 PIN PLUG	220-240V	1000	830	1550	235

# BTGOR12 FREE-STANDING MULTIDECK OPEN FRONT REFRIGERATED

COSSIGA

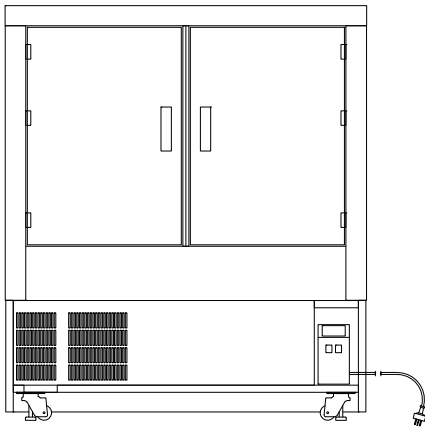
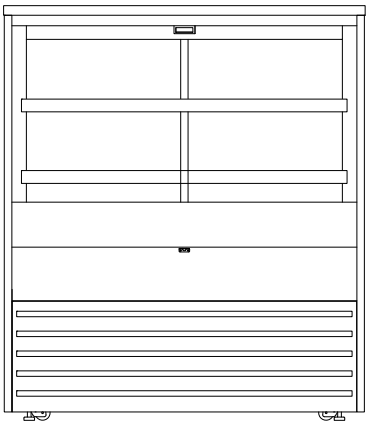
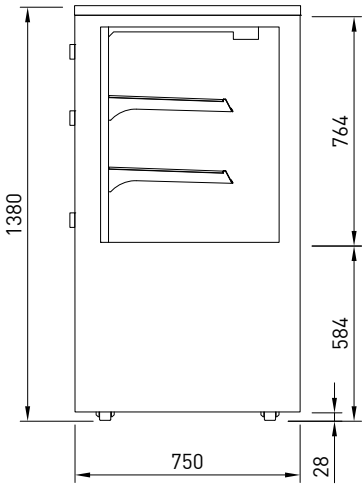
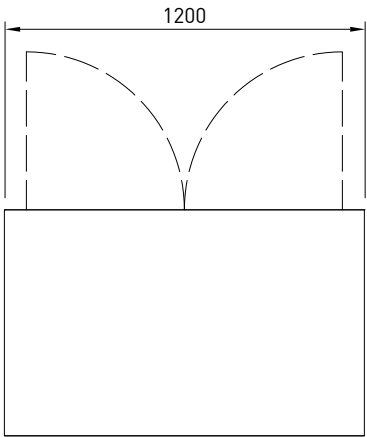
BTGOR12



## PRODUCT FEATURES

- Open front
- Stainless steel hinged rear doors
- Deck forced refrigeration
- Double glazed glass ends
- Two adjustable glass shelves
- Flat or angled shelves
- Ticket strips on shelves and base
- Under shelf and canopy LED lights
- Integral condenser
- Pull down night blind
- Perspex riser

Maximum shelf load weight 15kg spread evenly  
Adjustable rear or front venting



## CABINET DIMENSIONS & SPECIFICATIONS

Prior to installation see, installation guidelines and ventilation requirements document

MODEL	CABINET			SHELVING	OPERATING TEMP	SHELF	BASE TRAY	TOTAL FOOD	DISPLAY M <sup>2</sup>	INTERNAL VOLUME M <sup>3</sup>	FREQUENCY	REFRIGERANT	POWER		CONNECTION ELECTRICAL POWER CORD 2200MM		VOLTAGE	PACKED FOR SHIPPING				
	LENGTH [MM]	DEPTH [MM]	HEIGHT [MM]										WEIGHT KG	DEG C	W X D	W X D		100MM UNITS	KW 230V	AMP	NZ/AUS 10 AMP	UK 13 AMP
BTGOR12	1200	750	1380	273	2 + BASE	3-5	1085 X 440	1145 x 515	123	1.31	0.60	50 Hz	R290	1.39	7.6	3 PIN PLUG	3 PIN PLUG	220-240V	1300	830	1550	279