

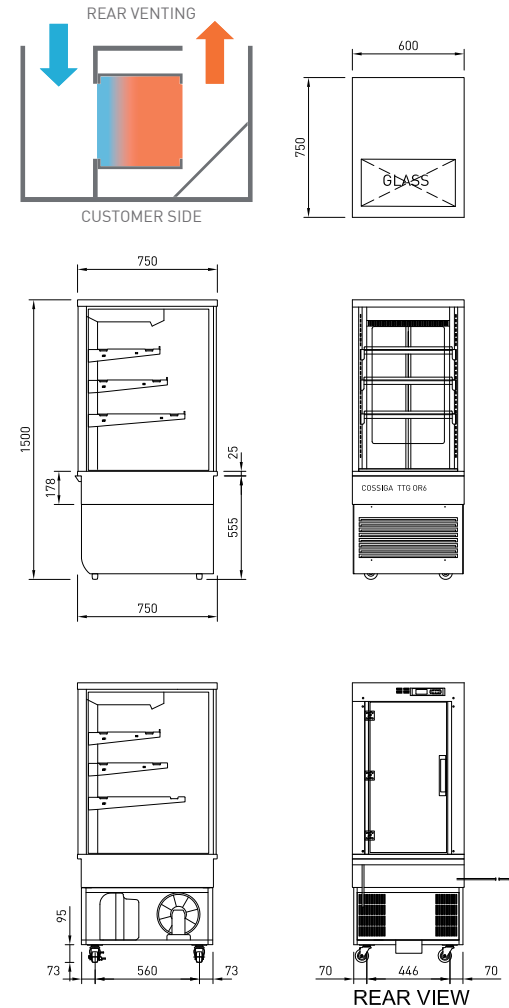
TTGOR6



PRODUCT FEATURES

- Open front
- Stainless steel hinged rear door
- Deck forced refrigeration
- Double glazed glass ends
- Three adjustable glass shelves
- Ticket strips on shelves and base
- Under shelf and canopy LED lights
- Integral condenser
- Pull down night blind
- Pigeonhole perspex screens

Maximum shelf load weight 15kg spread evenly
All units rear venting



CABINET DIMENSIONS & SPECIFICATIONS

Prior to installation see, installation guidelines, ventilation requirements and drainage options documents

| MODEL | CABINET | | | WEIGHT KG | SHELVES SIZE 3 X BASE | | | | TOTAL FOOD 100 MM UNITS | DISPLAY M ² | INTERNAL VOLUME M ³ | FREQUENCY HZ | REFRIGERANT | OPERATING CURRENT | | CONNECTION ELECTRICAL POWER CORD 2200MM | | VOLTAGE | PACKED FOR SHIPPING | | | |
|--------|----------------|---------------|----------------|--------------|--------------------------|---------|---------|-----------|----------------------------------|---------------------------|--------------------------------------|-----------------|-------------|----------------------|-----|---|---------------|----------|---------------------|---------------|----------------|----------------|
| | LENGTH (MM) | DEPTH (MM) | HEIGHT (MM) | | TOP | 2ND | 3RD | BASE(WXD) | | | | | | KW 230V | AMP | NZ/AUS 10 AMP | UK 13 AMP | | LENGTH (MM) | DEPTH (MM) | HEIGHT (MM) | WEIGHT (KG) |
| TTGOR6 | 600 | 750 | 1500 | 169 | 490X295 | 490X325 | 490X415 | 545X515 | 75 | 0.78 | 0.34 | 50/60 HZ | R290 | 1.96 | 6.0 | 3 PIN PLUG | 3 PIN PLUG | 220-240V | 700 | 830 | 1670 | 197 |



AutoCAD



Revit



SketchUp



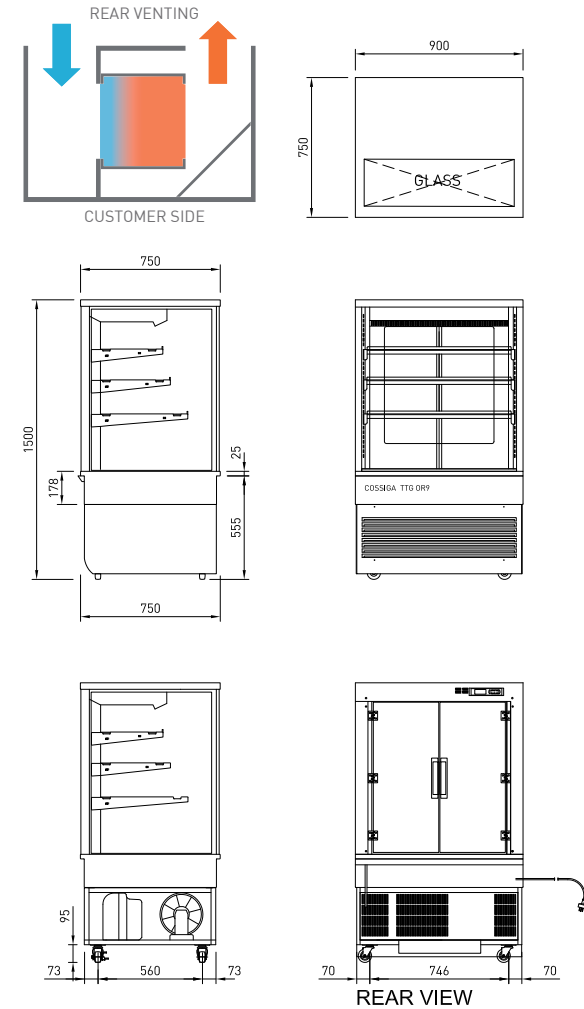
TTGOR9



PRODUCT FEATURES

- Open front
- Stainless steel hinged rear doors
- Deck forced refrigeration
- Double glazed glass ends
- Three adjustable glass shelves
- Ticket strips on shelves and base
- Under shelf and canopy LED lights
- Integral condenser
- Pull down night blind
- Pigeonhole perspex screens

Maximum shelf load weight 15kg spread evenly
All units rear venting



CABINET DIMENSIONS & SPECIFICATIONS

Prior to installation see, installation guidelines, ventilation requirements and drainage options documents

| MODEL | CABINET | | | WEIGHT KG | SHELVES SIZE 3 X BASE | | | | TOTAL FOOD 100 MM UNITS | DISPLAY M ² | INTERNAL VOLUME M ³ | FREQUENCY HZ | REFRIGERANT | OPERATING CURRENT | | CONNECTION ELECTRICAL POWER CORD 2200MM | | VOLTAGE | PACKED FOR SHIPPING | | | |
|--------|----------------|---------------|----------------|--------------|--------------------------|---------|---------|-----------|----------------------------------|---------------------------|--------------------------------------|-----------------|-------------|----------------------|-----|---|---------------|----------|---------------------|---------------|----------------|----------------|
| | LENGTH (MM) | DEPTH (MM) | HEIGHT (MM) | | TOP | 2ND | 3RD | BASE(WXD) | | | | | | KW 230V | AMP | NZ/AUS 10 AMP | UK 13 AMP | | LENGTH (MM) | DEPTH (MM) | HEIGHT (MM) | WEIGHT (KG) |
| TTGOR9 | 900 | 750 | 1500 | 217 | 790X295 | 790X325 | 790X415 | 845X515 | 120 | 1.25 | 0.52 | 50/60 HZ | R290 | 1.96 | 6.0 | 3 PIN PLUG | 3 PIN PLUG | 220-240V | 1000 | 830 | 1670 | 251 |

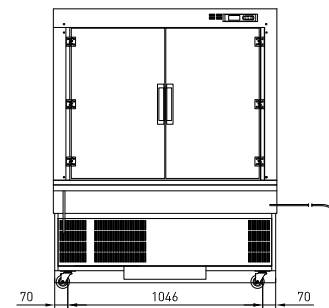
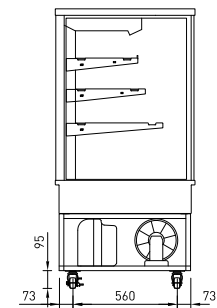
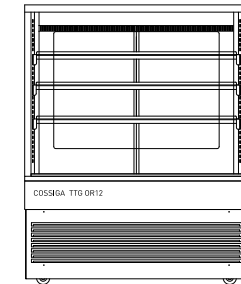
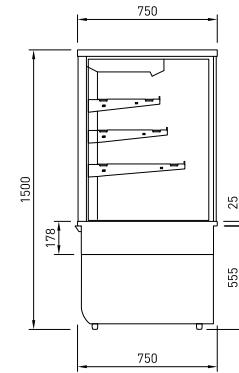
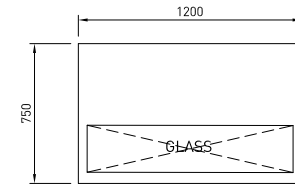
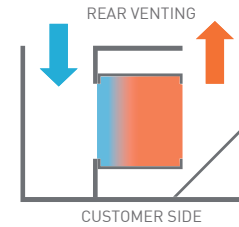
TTGOR12



PRODUCT FEATURES

- Open front
- Stainless steel hinged rear doors
- Deck forced refrigeration
- Double glazed glass ends
- Three adjustable glass shelves
- Ticket strips on shelves and base
- Under shelf and canopy LED lights
- Integral condenser
- Pull down night blind
- Pigeonhole perspex screens

Maximum shelf load weight 15kg spread evenly
All units rear venting



REAR VIEW

CABINET DIMENSIONS & SPECIFICATIONS

Prior to installation see, installation guidelines, ventilation requirements and drainage options documents

| MODEL | CABINET | | | WEIGHT KG | SHELVES SIZE 3 X BASE | | | | TOTAL FOOD 100 MM UNITS | DISPLAY M ² | INTERNAL VOLUME M ³ | FREQUENCY HZ | REFRIGERANT | OPERATING CURRENT | | CONNECTION ELECTRICAL POWER CORD 2200MM | | VOLTAGE | PACKED FOR SHIPPING | | | |
|---------|----------------|---------------|----------------|--------------|--------------------------|----------|----------|-----------|----------------------------------|---------------------------|--------------------------------------|-----------------|-------------|----------------------|-----|---|---------------|----------|---------------------|---------------|----------------|----------------|
| | LENGTH (MM) | DEPTH (MM) | HEIGHT (MM) | | TOP | 2ND | 3RD | BASE(WXD) | | | | | | KW 230V | AMP | NZ/AUS 10 AMP | UK 13 AMP | | LENGTH (MM) | DEPTH (MM) | HEIGHT (MM) | WEIGHT (KG) |
| TTGOR12 | 1200 | 750 | 1500 | 256 | 1090X295 | 1090X325 | 1090X415 | 1145X515 | 155 | 1.71 | 0.69 | 50/60 HZ | R290 | 1.39 | 7.6 | 3 PIN PLUG | 3 PIN PLUG | 220-240V | 1300 | 830 | 1670 | 208 |



TTGRF6

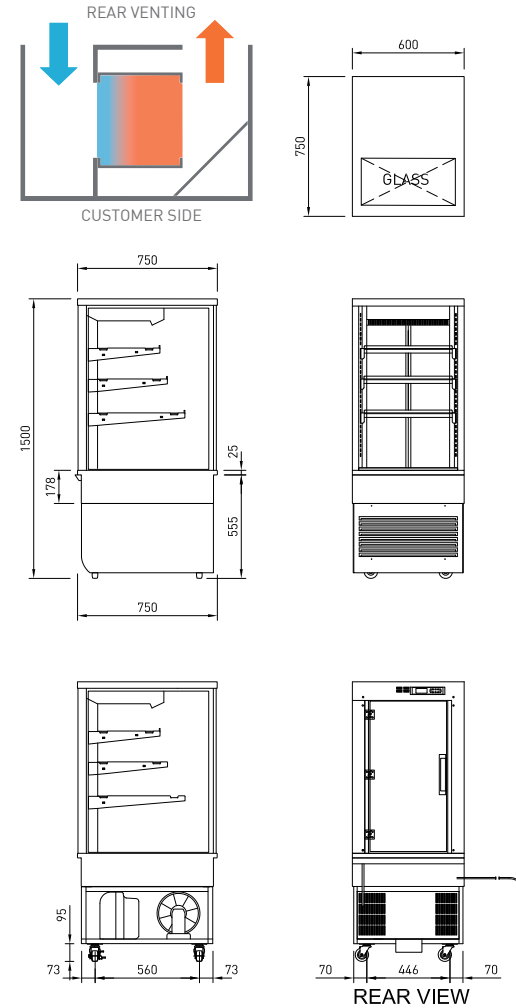
UK/EU ONLY



PRODUCT FEATURES

- Solid glass front
- Stainless steel hinged rear door
- Deck forced refrigeration
- Double glazed glass ends
- Three adjustable glass shelves
- Ticket strips on shelves and base
- Under shelf and canopy LED lights
- Integral condenser
- 1500 mm high

Maximum shelf load weight 15kg spread evenly All units rear venting



CABINET DIMENSIONS & SPECIFICATIONS

Prior to installation see, installation guidelines, ventilation requirements and drainage options documents

| MODEL | CABINET | | | WEIGHT KG | SHELVES SIZE 3 X BASE | | | | TOTAL FOOD 100 MM UNITS | DISPLAY M ² | INTERNAL VOLUME M ³ | FREQUENCY HZ | REFRIGERANT | OPERATING CURRENT | | CONNECTION ELECTRICAL POWER CORD 2200MM | | VOLTAGE | PACKED FOR SHIPPING | | | |
|--------|----------------|---------------|----------------|--------------|--------------------------|---------|---------|-----------|----------------------------------|---------------------------|--------------------------------------|-----------------|-------------|----------------------|-----|---|---------------|----------|---------------------|---------------|----------------|----------------|
| | LENGTH (MM) | DEPTH (MM) | HEIGHT (MM) | | TOP | 2ND | 3RD | BASE(WXD) | | | | | | KW 230V | AMP | NZ/AUS 10 AMP | UK 13 AMP | | LENGTH (MM) | DEPTH (MM) | HEIGHT (MM) | WEIGHT (KG) |
| TTGRF6 | 600 | 750 | 1500 | 169 | 490X295 | 490X325 | 490X415 | 545X515 | 75 | 0.78 | 0.34 | 50/60 HZ | R290 | 1.96 | 6.0 | 3 PIN PLUG | 3 PIN PLUG | 220-240V | 700 | 830 | 1670 | 197 |

TTGRF9

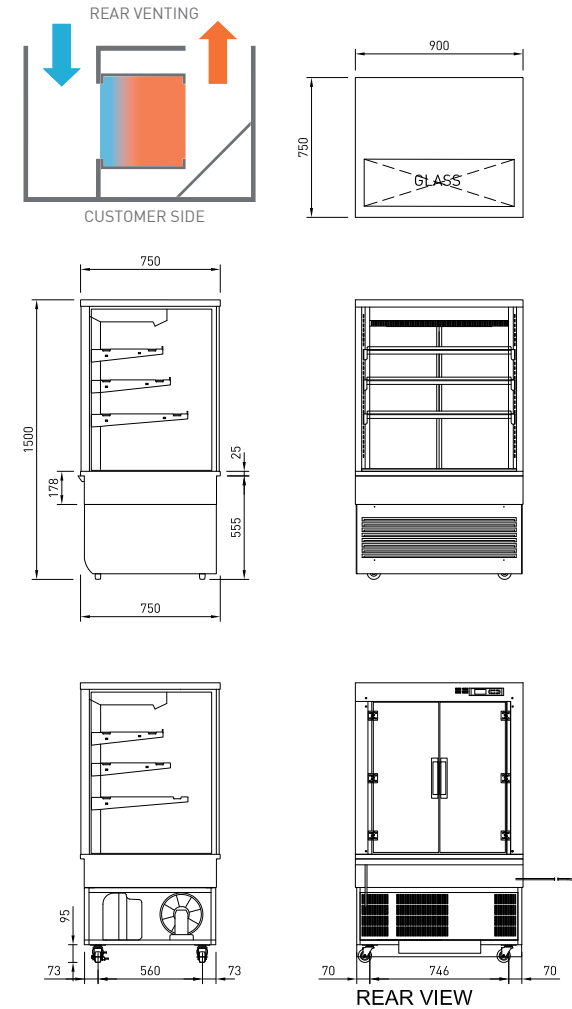


UK/EU ONLY

PRODUCT FEATURES

- Solid glass front
- Stainless steel hinged rear doors
- Deck forced refrigeration
- Double glazed glass ends
- Three adjustable glass shelves
- Ticket strips on shelves and base
- Under shelf and canopy LED lights
- Integral condenser
- 1500 mm high

Maximum shelf load weight 15kg spread evenly All units rear venting



CABINET DIMENSIONS & SPECIFICATIONS

Prior to installation see, installation guidelines, ventilation requirements and drainage options documents

| MODEL | CABINET | | | WEIGHT KG | SHELVES SIZE 3 X BASE | | | | TOTAL FOOD 100 MM UNITS | DISPLAY M ² | INTERNAL VOLUME M ³ | FREQUENCY HZ | REFRIGERANT | OPERATING CURRENT | | CONNECTION ELECTRICAL POWER CORD 2200MM | | VOLTAGE | PACKED FOR SHIPPING | | | |
|--------|----------------|---------------|----------------|--------------|--------------------------|---------|---------|-----------|----------------------------------|---------------------------|--------------------------------------|-----------------|-------------|----------------------|-----|---|---------------|----------|---------------------|---------------|----------------|----------------|
| | LENGTH (MM) | DEPTH (MM) | HEIGHT (MM) | | TOP | 2ND | 3RD | BASE(WXD) | | | | | | KW 230V | AMP | NZ/AUS 10 AMP | UK 13 AMP | | LENGTH (MM) | DEPTH (MM) | HEIGHT (MM) | WEIGHT (KG) |
| TTGRF9 | 900 | 750 | 1500 | 217 | 790X295 | 790X325 | 790X415 | 845X515 | 120 | 1.25 | 0.52 | 50/60 HZ | R290 | 1.96 | 6.0 | 3 PIN PLUG | 3 PIN PLUG | 220-240V | 1000 | 830 | 1670 | 251 |

TTGRF12

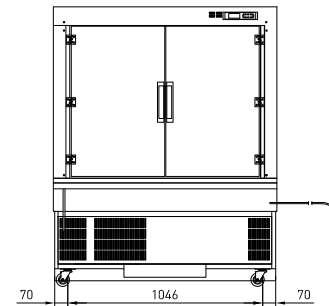
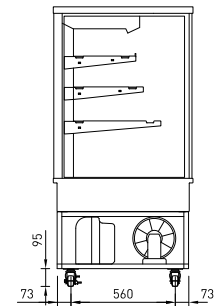
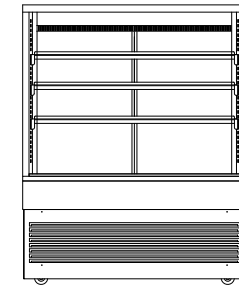
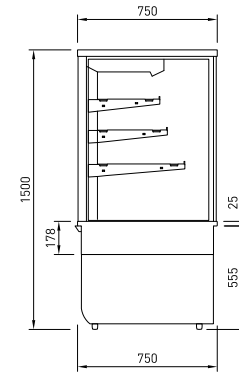
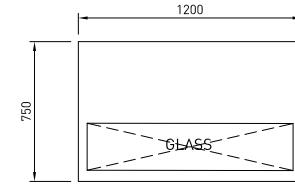
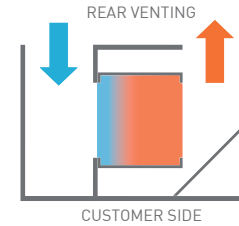


UK/EU ONLY

PRODUCT FEATURES

- Solid glass front
- Stainless steel hinged rear doors
- Deck forced refrigeration
- Double glazed glass ends
- Three adjustable glass shelves
- Ticket strips on shelves and base
- Under shelf and canopy LED lights
- Integral condenser
- 1500 mm high

Maximum shelf load weight 15kg spread evenly All units rear venting



REAR VIEW

CABINET DIMENSIONS & SPECIFICATIONS

Prior to installation see, installation guidelines, ventilation requirements and drainage options documents

| MODEL | CABINET | | | WEIGHT KG | SHELVES SIZE 3 X BASE | | | | TOTAL FOOD 100 MM UNITS | DISPLAY M ² | INTERNAL VOLUME M ³ | FREQUENCY HZ | REFRIGERANT | OPERATING CURRENT | | CONNECTION ELECTRICAL POWER CORD 2200MM | | VOLTAGE | PACKED FOR SHIPPING | | | |
|---------|----------------|---------------|----------------|--------------|--------------------------|----------|----------|-----------|----------------------------------|---------------------------|--------------------------------------|-----------------|-------------|----------------------|-----|---|---------------|----------|---------------------|---------------|----------------|----------------|
| | LENGTH (MM) | DEPTH (MM) | HEIGHT (MM) | | TOP | 2ND | 3RD | BASE(WXD) | | | | | | KW 230V | AMP | NZ/AUS 10 AMP | UK 13 AMP | | LENGTH (MM) | DEPTH (MM) | HEIGHT (MM) | WEIGHT (KG) |
| TTGRF12 | 1200 | 750 | 1500 | 256 | 1090X295 | 1090X325 | 1090X415 | 1145X515 | 155 | 1.71 | 0.69 | 50/60 HZ | R290 | 1.39 | 7.6 | 3 PIN PLUG | 3 PIN PLUG | 220-240V | 1300 | 830 | 1670 | 208 |