

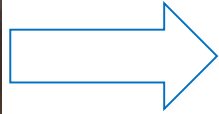


Move out the glass doors, loosen screws.




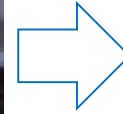
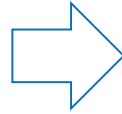

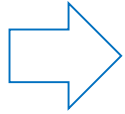
1. Move out rear glass doors.
2. Loosen and take out the screws. Both left and right side. (Top cover & Pillar cover)

Move out the cover (pillar & top)



1. Move out the pillar cover.
2. Move out the top cover.

Move out ending glass



1. Take out buffer strip and rubber.
2. Pull out the heater glass's wire.
3. Move out the ending glass.

Both side.

Move out the broken glass



Clamp the glass and then pull it to the rear side, slowly.
When the glass out of the front slot, then lift up the glass and take it out of the cabinet.

Please refer below video.

