

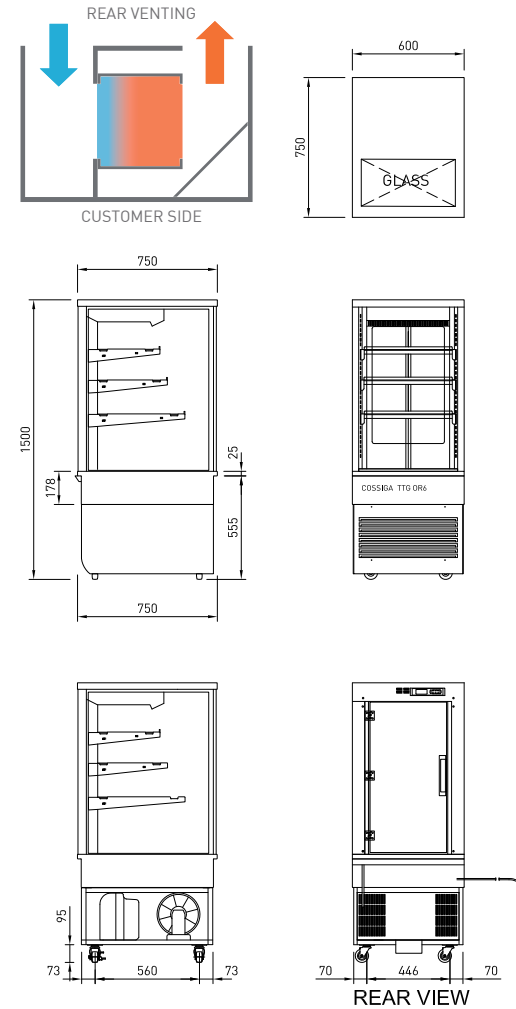
## TTGOR6



### PRODUCT FEATURES

- Open front
- Stainless steel hinged rear door
- Deck forced refrigeration
- Double glazed glass ends
- Three adjustable glass shelves
- Ticket strips on shelves and base
- Under shelf and canopy LED lights
- Integral condenser
- Pull down night blind
- Pigeonhole perspex screens

Maximum shelf load weight 15kg spread evenly  
All units rear venting



### CABINET DIMENSIONS & SPECIFICATIONS

Prior to installation see, installation guidelines, ventilation requirements and drainage options documents

MODEL	CABINET			WEIGHT KG	SHELVES SIZE 3 X BASE				TOTAL FOOD 100 MM UNITS	DISPLAY M <sup>2</sup>	INTERNAL VOLUME M <sup>3</sup>	FREQUENCY HZ	REFRIGERANT	OPERATING CURRENT		CONNECTION ELECTRICAL POWER CORD 2200MM		VOLTAGE	PACKED FOR SHIPPING			
	LENGTH (MM)	DEPTH (MM)	HEIGHT (MM)		TOP	2ND	3RD	BASE(WXD)						KW 230V	AMP	NZ/AUS 10 AMP	UK 13 AMP		LENGTH (MM)	DEPTH (MM)	HEIGHT (MM)	WEIGHT (KG)
TTGOR6	600	750	1500	192	490X295	490X325	490X415	545X515	75	0.78	0.34	50/60 HZ	R290	1.38	6.0	3 PIN PLUG	3 PIN PLUG	220-240V	700	830	1670	197

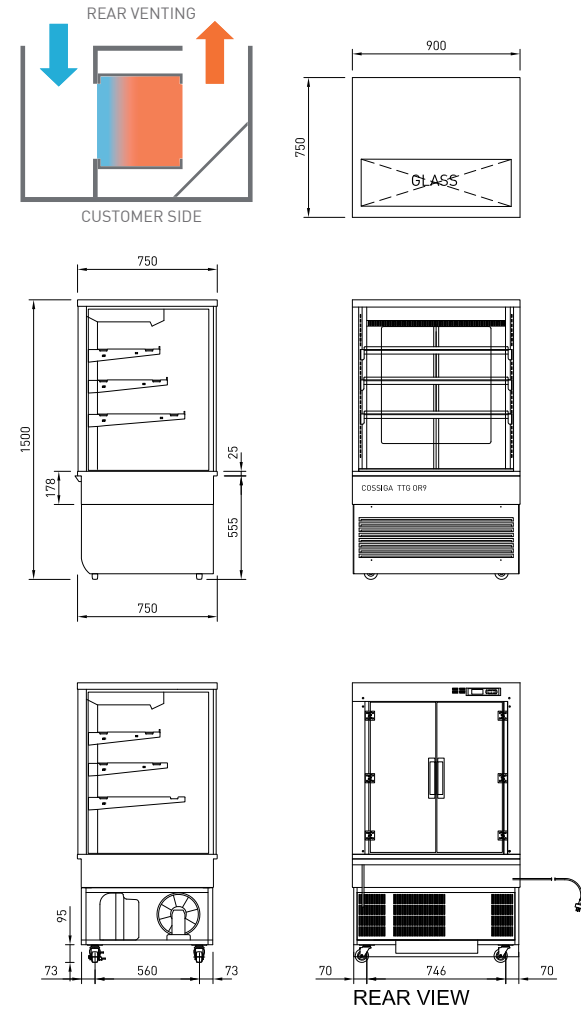
## TTGOR9



### PRODUCT FEATURES

- Open front
- Stainless steel hinged rear doors
- Deck forced refrigeration
- Double glazed glass ends
- Three adjustable glass shelves
- Ticket strips on shelves and base
- Under shelf and canopy LED lights
- Integral condenser
- Pull down night blind
- Pigeonhole perspex screens

Maximum shelf load weight 15kg spread evenly  
All units rear venting



### CABINET DIMENSIONS & SPECIFICATIONS

Prior to installation see, installation guidelines, ventilation requirements and drainage options documents

MODEL	CABINET			WEIGHT KG	SHELVES SIZE 3 X BASE				TOTAL FOOD 100 MM UNITS	DISPLAY M <sup>2</sup>	INTERNAL VOLUME M <sup>3</sup>	FREQUENCY HZ	REFRIGERANT	OPERATING CURRENT		CONNECTION ELECTRICAL POWER CORD 2200MM		VOLTAGE	PACKED FOR SHIPPING			
	LENGTH (MM)	DEPTH (MM)	HEIGHT (MM)		TOP	2ND	3RD	BASE(WXD)						KW 230V	AMP	NZ/AUS 10 AMP	UK 13 AMP		LENGTH (MM)	DEPTH (MM)	HEIGHT (MM)	WEIGHT (KG)
TTGOR9	900	750	1500	246	790X295	790X325	790X415	845X515	120	1.25	0.52	50/60 HZ	R290	1.38	6.0	3 PIN PLUG	3 PIN PLUG	220-240V	1000	830	1670	251

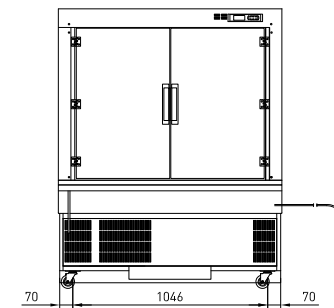
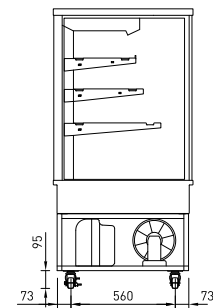
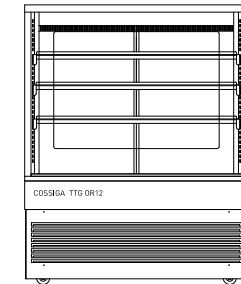
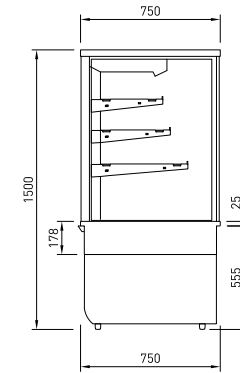
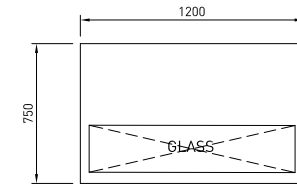
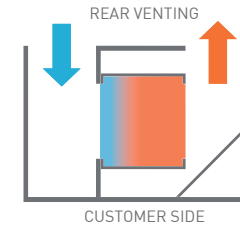
## TTGOR12



### PRODUCT FEATURES

- Open front
- Stainless steel hinged rear doors
- Deck forced refrigeration
- Double glazed glass ends
- Three adjustable glass shelves
- Ticket strips on shelves and base
- Under shelf and canopy LED lights
- Integral condenser
- Pull down night blind
- Pigeonhole perspex screens

Maximum shelf load weight 15kg spread evenly  
All units rear venting



REAR VIEW

### CABINET DIMENSIONS & SPECIFICATIONS

Prior to installation see, installation guidelines, ventilation requirements and drainage options documents

MODEL	CABINET			WEIGHT KG	SHELVES SIZE 3 X BASE				TOTAL FOOD 100 MM UNITS	DISPLAY M <sup>2</sup>	INTERNAL VOLUME M <sup>3</sup>	FREQUENCY HZ	REFRIGERANT	OPERATING CURRENT		CONNECTION ELECTRICAL POWER CORD 2200MM		VOLTAGE	PACKED FOR SHIPPING			
	LENGTH (MM)	DEPTH (MM)	HEIGHT (MM)		TOP	2ND	3RD	BASE(WXD)						KW 230V	AMP	NZ/AUS 10 AMP	UK 13 AMP		LENGTH (MM)	DEPTH (MM)	HEIGHT (MM)	WEIGHT (KG)
TTGOR12	1200	750	1500	300	1090X295	1090X325	1090X415	1145X515	155	1.71	0.69	50/60 HZ	R290	1.75	7.6	3 PIN PLUG	3 PIN PLUG	220-240V	1300	830	1670	208