



PRODUCT FEATURES

- Solid glass front
 - Heated double glazed glass
 - Heated rear sub frame
 - Argon filled sliding rear doors
 - Deck forced refrigeration
 - Four adjustable shelves
 - Ticket strips on shelves and base
 - Under shelf and canopy LED lights
 - Integral condenser
- Front doors not available for this model

CABINET DIMENSIONS & SPECIFICATIONS

Refrigerated 4⁰ factory set point

| Model | Cabinet | | | Shelving no. | Shelf length | Base tray w x d | Total food units | Display m2 |
|--------|-----------|----------|-----------|--------------|--------------|-----------------|------------------|------------|
| | Length mm | Depth mm | Height mm | | | | | |
| TTGRF9 | 900 | 750 | 1500 | 4 + base | 790 x 445 | 845 x 515 | 100 x 100 mm | 168 |
| | | | | | | | | 2.06 |

Prior to installation see, installation guidelines, ventilation requirements and drainage options documents

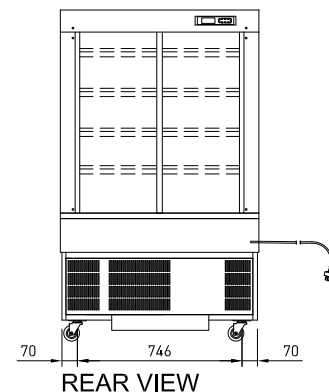
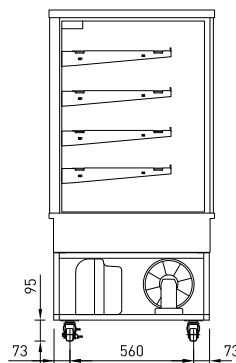
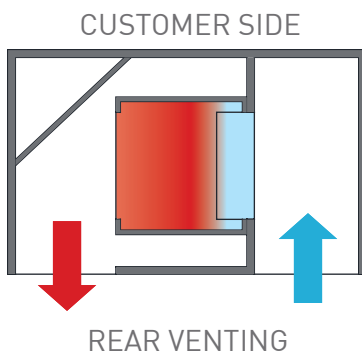
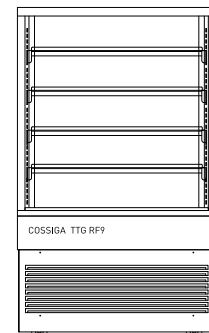
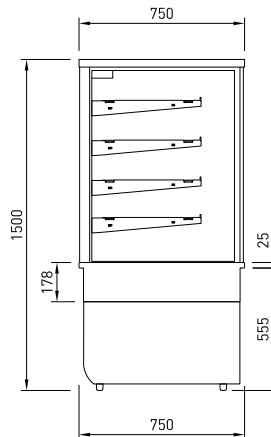
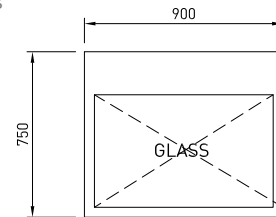
| Refrigerant | Operating Current | Connection | Voltage |
|-------------|-------------------|------------------|---------------------|
| R134A | 4.5 Amp | 10amp 3 pin plug | 50/60 Hertz 240V |

ELECTRICAL POWER

Electrical power cord 2200mm
3 pin 10 amp 1 phase socket required
Maximum ambient operating temperature 3M1 - climate class N

Maximum shelf load weight 15kg

All units rear venting





PRODUCT FEATURES

- Solid glass front
- Heated double glazed glass
- Heated rear sub frame
- Argon filled sliding rear doors
- Deck forced refrigeration
- Four adjustable shelves
- Ticket strips on shelves and base
- Under shelf and canopy LED lights
- Integral condenser

Front doors not available for this model

CABINET DIMENSIONS & SPECIFICATIONS

Refrigerated 4⁰ factory set point

| Model | Cabinet | | | Shelving no. | Shelf length | Base tray w x d | Total food units | Display m2 |
|---------|-----------|----------|-----------|--------------|--------------|-----------------|------------------|------------|
| | Length mm | Depth mm | Height mm | | | | | |
| TTGRF12 | 1200 | 750 | 1500 | 4 + base | 1090 x 445 | 1145 x 515 | 100 x 100 mm | 2.60 |

Prior to installation see, installation guidelines, ventilation requirements and drainage options documents

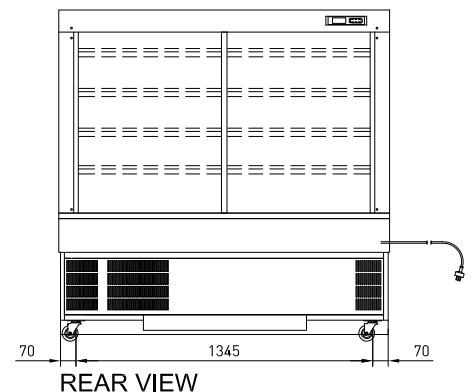
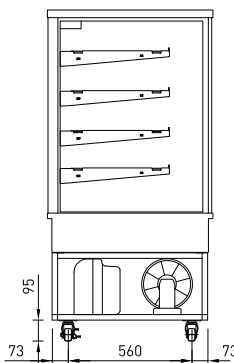
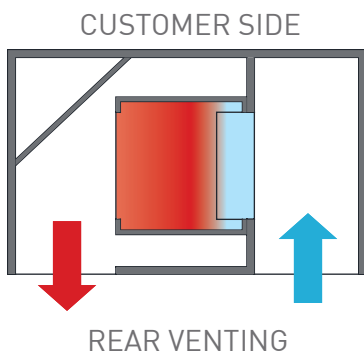

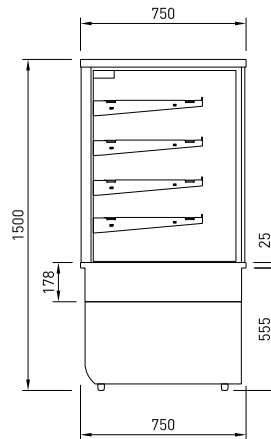
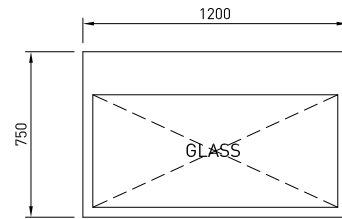
| Refrigerant | Operating Current | Connection | Voltage |
|-------------|-------------------|------------------|---------------------|
| R134A | 5.0 Amp | 10amp 3 pin plug | 50/60 Hertz 240V |

ELECTRICAL POWER

Electrical power cord 2200mm
3 pin 10 amp 1 phase socket required
Maximum ambient operating temperature 3M1 - climate class N

Maximum shelf load weight 15kg

All units rear venting





PRODUCT FEATURES

- Solid glass front
 - Heated double glazed glass
 - Heated rear sub frame
 - Argon filled sliding rear doors
 - Deck forced refrigeration
 - Four adjustable shelves
 - Ticket strips on shelves and base
 - Under shelf and canopy LED lights
 - Integral condenser
- Front doors not available for this model

CABINET DIMENSIONS & SPECIFICATIONS

Refrigerated 4⁰ factory set point

| Model | Cabinet | | | Shelving no. | Shelf length | Base tray w x d | Total food units | Display m2 |
|---------|-----------|----------|-----------|--------------|--------------|-----------------|------------------|------------|
| | Length mm | Depth mm | Height mm | | | | | |
| TTGRF15 | 1500 | 750 | 1500 | 4 + base | 1390 x 445 | 1445 x 515 | 100 x 100 mm | 3.21 |

Prior to installation see, installation guidelines, ventilation requirements and drainage options documents

| Refrigerant | Operating Current | Connection | Voltage |
|-------------|-------------------|------------------|---------------------|
| R134A | 6.6 Amp | 10amp 3 pin plug | 50/60 Hertz 240V |

ELECTRICAL POWER

Electrical power cord 2200mm
3 pin 10 amp 1 phase socket required
Maximum ambient operating temperature 3M1 - climate class N

Maximum shelf load weight 15kg

All units rear venting

