



PRODUCT FEATURES

- Solid glass front
 - Heated double glazed glass
 - Heated rear sub frame
 - Argon filled sliding rear doors
 - Deck forced refrigeration
 - Four adjustable shelves
 - Ticket strips on shelves and base
 - Under shelf and canopy LED lights
 - Integral condenser
- Front doors not available for this model

CABINET DIMENSIONS & SPECIFICATIONS

Refrigerated 4⁰ factory set point

Model	Cabinet			Shelving no.	Shelf length	Base tray w x d	Total food units	Display m2
	Length mm	Depth mm	Height mm					
TTGRF9	900	750	1500	4 + base	790 x 445	845 x 515	100 x 100 mm 168	2.06

Prior to installation see, installation guidelines, ventilation requirements and drainage options documents

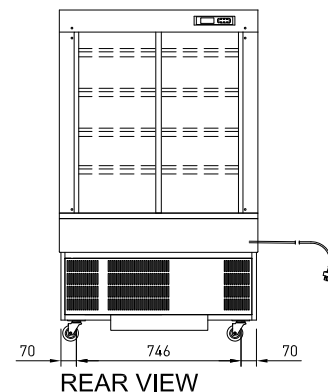
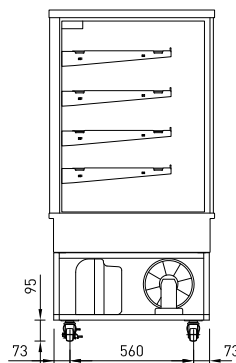
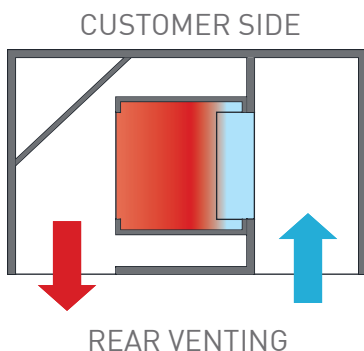
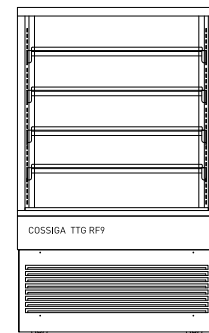
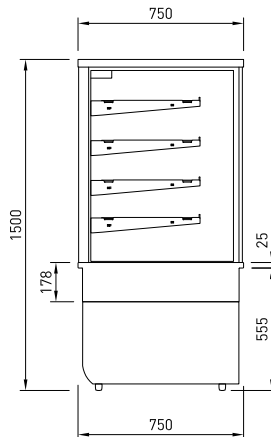
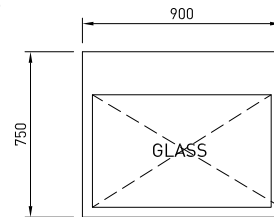
Refrigerant	Operating Current	Connection	Voltage
R134A	4.5 Amp	10amp 3 pin plug	50/60 Hertz 240V

ELECTRICAL POWER

Electrical power cord 2200mm
3 pin 10 amp 1 phase socket required
Maximum ambient operating temperature 3M1 - climate class N

Maximum shelf load weight 15kg

All units rear venting





PRODUCT FEATURES

- Solid glass front
- Heated double glazed glass
- Heated rear sub frame
- Argon filled sliding rear doors
- Deck forced refrigeration
- Four adjustable shelves
- Ticket strips on shelves and base
- Under shelf and canopy LED lights
- Integral condenser

Front doors not available for this model

CABINET DIMENSIONS & SPECIFICATIONS

Refrigerated 4⁰ factory set point

Model	Cabinet			Shelving no.	Shelf length	Base tray w x d	Total food units	Display m2
	Length mm	Depth mm	Height mm					
TTGRF12	1200	750	1500	4 + base	1090 x 445	1145 x 515	100 x 100 mm	2.60

Prior to installation see, installation guidelines, ventilation requirements and drainage options documents

Refrigerant	Operating Current	Connection	Voltage
R134A	5.0 Amp	10amp 3 pin plug	50/60 Hertz 240V

ELECTRICAL POWER

Electrical power cord 2200mm
3 pin 10 amp 1 phase socket required
Maximum ambient operating temperature 3M1 - climate class N

Maximum shelf load weight 15kg

All units rear venting

