



PRODUCT FEATURES

- Deck forced refrigeration
- Sliding Doors front and rear
- Double glazed
- Argon filled rear doors
- Three adjustable shelves
- Ticket strips on shelves and deck
- Undershelf and canopy LED lights
- Integral condensor
- Self evaporating
- Solid glass front - optional

CABINET DIMENSIONS & SPECIFICATIONS

Refrigerated 4⁰ factory set point

Model	Cabinet			Shelving no.	Display m ²	Refrigerant	Operating Current	Connection	Total food units	Voltage
	Length mm	Depth mm	Height mm							
CD5RF9	900	750	1380	3 + base	1.42	134a	4.5 Amp	10amp 3 pin plug	144	240V

* prior to installation see, installation guidelines, ventillation requirements and drainage options documents

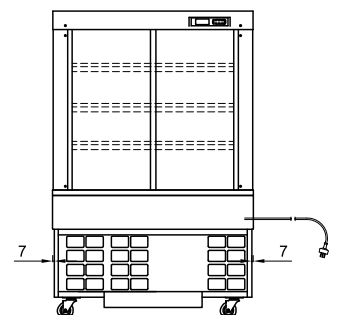
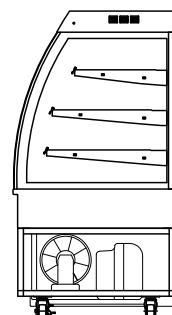
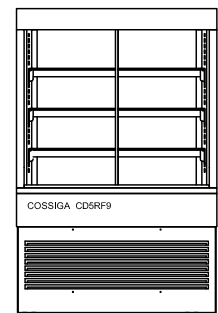
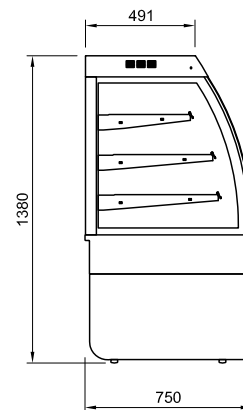
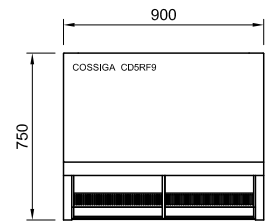
ELECTRICAL POWER

Electrical power cord 2200mm

3 pin 10 amp 1 phase socket required.

Maximum ambient operating

temperature climate class N max 32°C



REAR VIEW



PRODUCT FEATURES

- Deck forced refrigeration
- Sliding Doors front and rear
- Double glazed
- Argon filled rear doors
- Three adjustable shelves
- Ticket strips on shelves and deck
- Undershelf and canopy LED lights
- Integral condensor
- Self evaporating
- Solid glass front - optional

CABINET DIMENSIONS & SPECIFICATIONS

Refrigerated 4⁰ factory set point

Model	Cabinet			Shelving no.	Display m ²	Refrigerant	Operating Current	Connection	Total food units	Voltage
	Length mm	Depth mm	Height mm							
CD5RF12	1200	750	1380	3 + base	1.97	134a	5.0 Amp	10amp 3 pin plug	235	240V

* prior to installation see, installation guidelines, ventillation requirements and drainage options documents

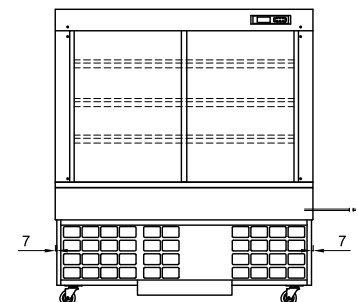
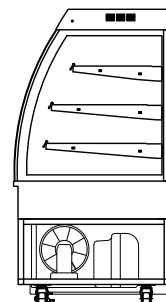
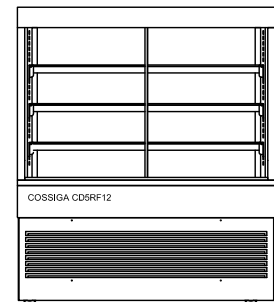
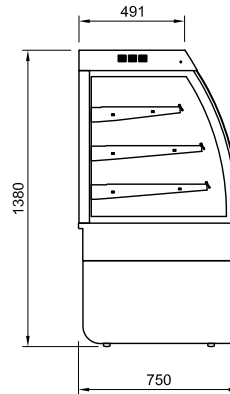
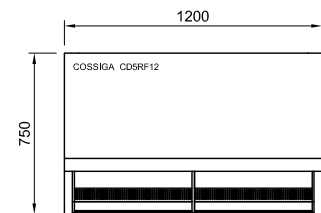
ELECTRICAL POWER

Electrical power cord 2200mm

3 pin 10 amp 1 phase socket required.

Maximum ambient operating

temperature climate class N max 32°C



REAR VIEW



PRODUCT FEATURES

- Deck forced refrigeration
- Sliding Doors front and rear
- Double glazed
- Argon filled rear doors
- Three adjustable shelves
- Ticket strips on shelves and deck
- Undershelf and canopy LED lights
- Integral condensor
- Self evaporating
- Solid glass front - optional

CABINET DIMENSIONS & SPECIFICATIONS

Refrigerated 4⁰ factory set point

Model	Cabinet			Shelving no.	Display m ²	Refrigerant	Operating Current	Connection	Total food units	Voltage
	Length mm	Depth mm	Height mm							
CD5RF15	1500	750	1380	3 + base	2.5	134a	6.0 Amp	10amp 3 pin plug	282	50/60 Hertz 240V

* prior to installation see, installation guidelines, ventillation requirements and drainage options documents

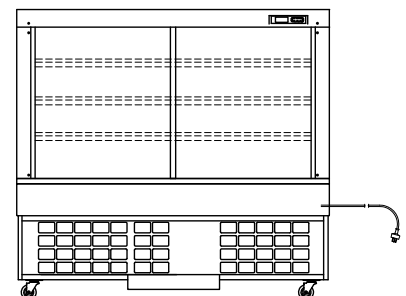
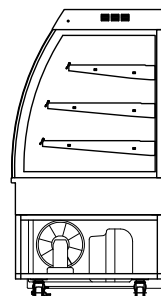
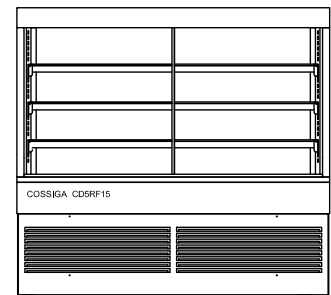
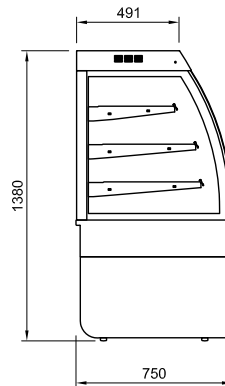
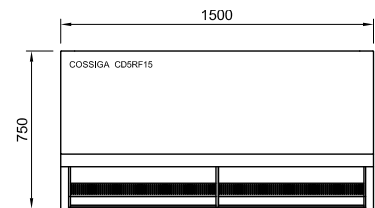
ELECTRICAL POWER

Electrical power cord 2200mm

3 pin 10 amp 1 phase socket required.

Maximum ambient operating

temperature climate class N max 32°C



REAR VIEW