



PRODUCT FEATURES

- Heated double glazed glass top, sides and front
- Heated rear sub frame
- Argon filled rear doors
- Hinged rear door
- Deck forced refrigeration
- Three adjustable shelves
- Ticket strips on shelves and base
- Undershelf and canopy LED lights
- Integral condensor
- Sliding front doors - optional

CABINET DIMENSIONS & SPECIFICATIONS

Refrigerated 4⁰ factory set point

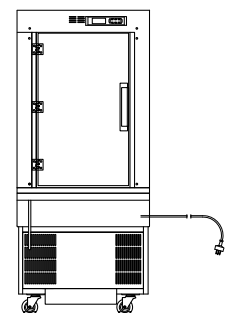
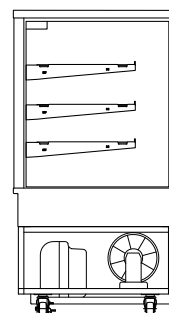
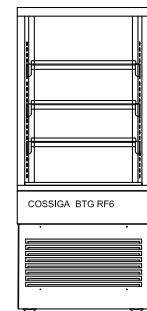
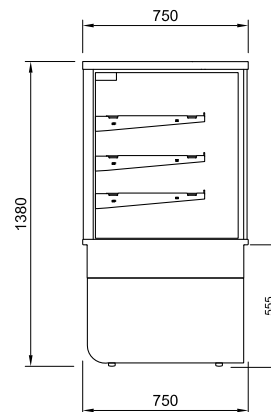
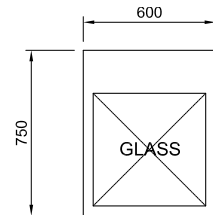
Model	Cabinet			Shelving no.	Shelf length	base tray w x d	Total food units	Display m2
	Length mm	Depth mm	Height mm					
BTGRF6	600	750	1380	3 + base	495 x 445	540 x 510	100 x 100	80
								0.94

* prior to installation see, installation guidelines, ventillation requirements and drainage options documents

Refrigerant	Operating Current	Connection	Voltage
R134A	4.2 Amp	10amp 3 pin plug	50/60 Hertz 240V

ELECTRICAL POWER

Electrical power cord 2200mm
 3 pin 10 amp 1 phase socket required.
 Maximum ambient operating
 temperature climate class N max 32°C



REAR VIEW



PRODUCT FEATURES

- Heated double glazed glass top, sides and front
- Heated rear sub frame
- Argon filled rear doors
- Sliding rear doors
- Deck forced refrigeration
- Three adjustable shelves
- Ticket strips on shelves and base
- Undershelf and canopy LED lights
- Integral condensor
- Sliding front doors - optional

CABINET DIMENSIONS & SPECIFICATIONS

Refrigerated 4⁰ factory set point

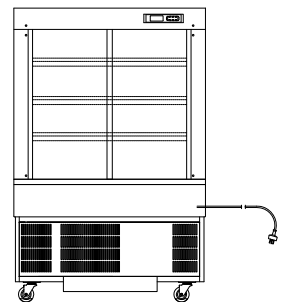
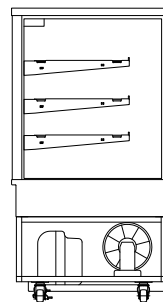
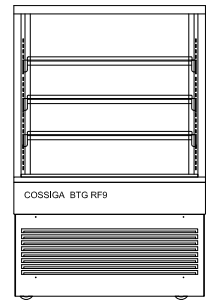
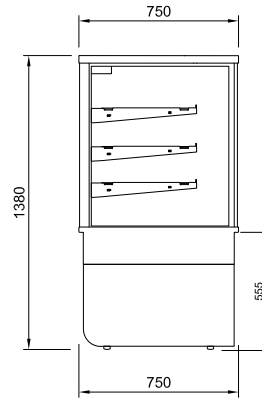
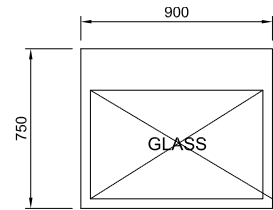
Model	Cabinet			Shelving no.	Shelf length	base tray w x d	Total food units	Display m2
	Length mm	Depth mm	Height mm					
BTGRF9	900	750	1380	3 + base	790 x 445	840 x 510	128	1.50

* prior to installation see, installation guidelines, ventillation requirements and drainage options documents

Refrigerant	Operating Current	Connection	Voltage
R134A	4.5 Amp	10amp 3 pin plug	50/60 Hertz 240V

ELECTRICAL POWER

Electrical power cord 2200mm
3 pin 10 amp 1 phase socket required.
Maximum ambient operating temperature climate class N max 32°C





PRODUCT FEATURES

- Heated double glazed glass top, sides and front
- Heated rear sub frame
- Argon filled rear doors
- Sliding rear doors
- Deck forced refrigeration
- Three adjustable shelves
- Ticket strips on shelves and base
- Undershef and canopy LED lights
- Integral condensor
- Sliding front doors - optional

CABINET DIMENSIONS & SPECIFICATIONS

Refrigerated 4⁰ factory set point

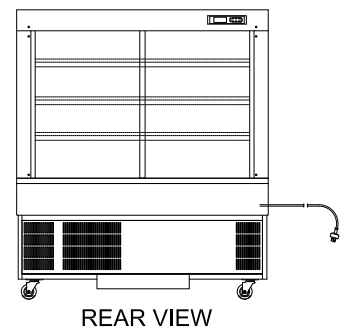
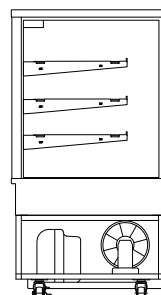
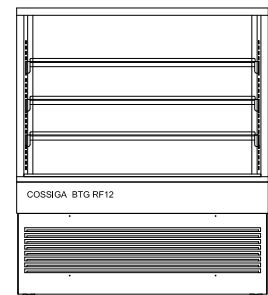
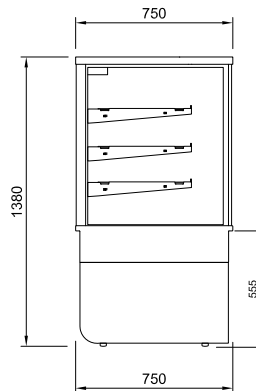
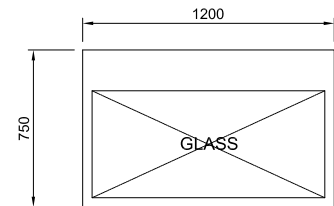
Model	Cabinet			Shelving no.	Shelf length	base tray w x d	Total food units	Display m2
	Length mm	Depth mm	Height mm					
BTGRF12	1200	750	1380	3 + base	1095 x 445	1140 x 510	187	2.06

* prior to installation see, installation guidelines, ventilation requirements and drainage options documents

Refrigerant	Operating Current	Connection	Voltage
R134A	5.0 Amp	10amp 3 pin plug	50/60 Hertz 240V

ELECTRICAL POWER

Electrical power cord 2200mm
3 pin 10 amp 1 phase socket required.
Maximum ambient operating temperature climate class N max 32°C





PRODUCT FEATURES

- Heated double glazed glass top, sides and front
- Heated rear sub frame
- Argon filled rear doors
- Sliding rear doors
- Deck forced refrigeration
- Three adjustable shelves
- Ticket strips on shelves and base
- Undershelf and canopy LED lights
- Integral condensor
- Sliding front doors - optional

CABINET DIMENSIONS & SPECIFICATIONS

Refrigerated 4⁰ factory set point

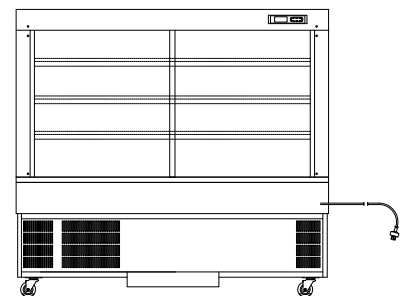
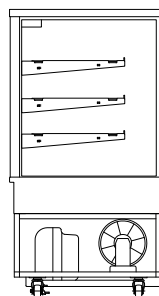
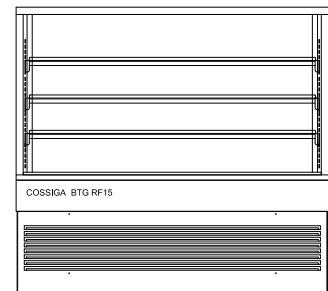
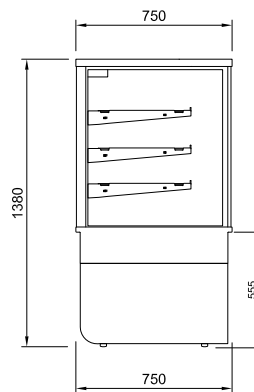
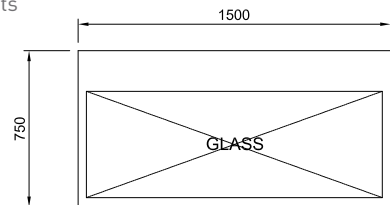
Model	Cabinet			Shelving no.	Shelf length	base tray w x d	Total food units	Display m2
	Length mm	Depth mm	Height mm					
BTGRF15	1500	750	1380	3 + base	1395 x 445	1440 x 510	100 x 100 mm 238	2.60

* prior to installation see, installation guidelines, ventillation requirements and drainage options documents

Refrigerant	Operating Current	Connection	Voltage
R134A	6.0 Amp	10amp 3 pin plug	50/60 Hertz 240V

ELECTRICAL POWER

Electrical power cord 2200mm
3 pin 10 amp 1 phase socket required.
Maximum ambient operating temperature climate class N max 32°C





PRODUCT FEATURES

- Heated double glazed glass top, sides and front
- Heated rear sub frame
- Argon filled rear doors
- Sliding rear doors
- Deck forced refrigeration
- Three adjustable shelves
- Ticket strips on shelves and base
- Undershelf and canopy LED lights
- Integral condensor
- Sliding front doors - optional

CABINET DIMENSIONS & SPECIFICATIONS

Refrigerated 4⁰ factory set point

Model	Cabinet			Shelving no.	Shelf length	base tray w x d	Total food units	Display m2	
	Length mm	Depth mm	Height mm						
BTGRF18	1800	750	1380	3 x 2 + base	827 x 445	1740 x 510	100 x 100 mm	238	3.09

* prior to installation see, installation guidelines, ventillation requirements and drainage options documents

Refrigerant	Operating Current	Connection	Voltage
R134A	Amp	10amp 3 pin plug	50/60 Hertz 240V

ELECTRICAL POWER

Electrical power cord 2200mm
3 pin 10 amp 1 phase socket required.
Maximum ambient operating temperature climate class N max 32°C

