



PRODUCT FEATURES

- Deck forced heating
- Single glazed
- Hinged rear door
- Four adjustable shelves
- Ticket strips on shelves and base
- Undershelf and canopy LED lights
- Sliding front doors - optional
- Ambient converted from heated
Air removal fan installed in ceiling

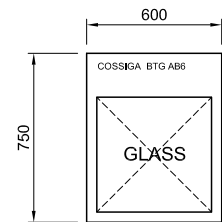
CABINET DIMENSIONS & SPECIFICATIONS

Ambient

Model	Cabinet			Shelving no.	Shelf length	base tray w x d	Total food units	Display m2
	Length mm	Depth mm	Height mm					
BTGAB6	600	750	1380	4 + base	495 x 445	540 x 510	100 x 100	1.16

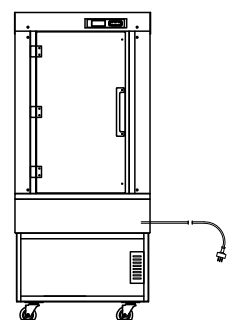
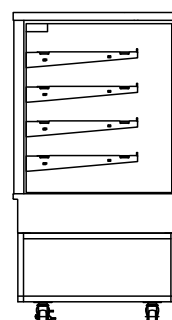
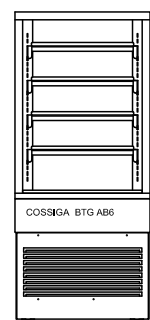
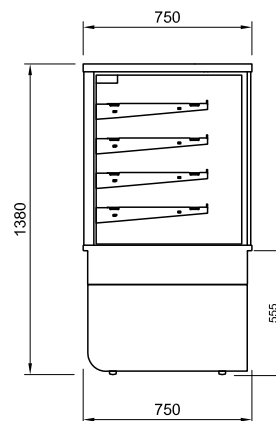
* prior to installation see, installation guidelines, ventillation requirements and drainage options documents

Operating Current	Connection	Voltage
		50/60 Hertz
0.3 Amp	10amp 3 pin plug	240V



ELECTRICAL POWER

Electrical power cord 2200mm
3 pin 10 amp 1 phase socket required.



REAR VIEW



PRODUCT FEATURES

- Single glazed
- Sliding rear doors
- Four adjustable shelves
- Ticket strips on shelves and base
- Undershelf and canopy LED lights
- Sliding front doors - optional
- Ambient converted from heated
- Air removal fan installed in ceiling

CABINET DIMENSIONS & SPECIFICATIONS

Ambient

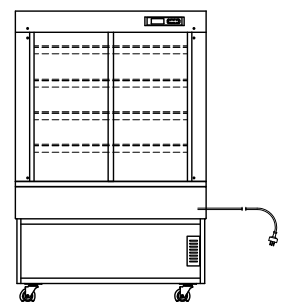
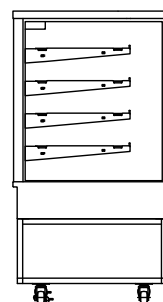
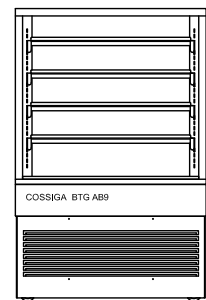
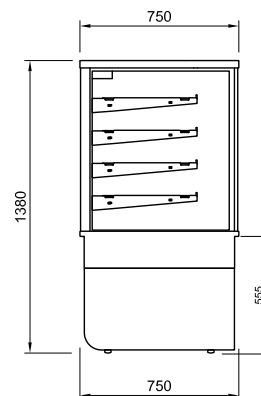
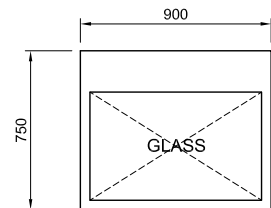
Model	Cabinet			Shelving no.	Shelf length	base tray w x d	Total food units	Display m2
	Length mm	Depth mm	Height mm					
BTGAB9	900	750	1380	4 + base	795 x 445	840 x 510	100 x 100 160	1.86

* prior to installation see, installation guidelines, ventilation requirements and drainage options documents

Operating Current	Connection	Voltage
0.3 Amp	10amp 3 pin plug	50/60 Hertz 240V

ELECTRICAL POWER

Electrical power cord 2200mm
3 pin 10 amp 1 phase socket required.



REAR VIEW



PRODUCT FEATURES

- Single glazed
- Sliding rear doors
- Four adjustable shelves
- Ticket strips on shelves and base
- Undershelf and canopy LED lights
- Sliding front doors - optional
- Ambient converted from heated
- Air removal fan installed in ceiling

CABINET DIMENSIONS & SPECIFICATIONS

Ambient

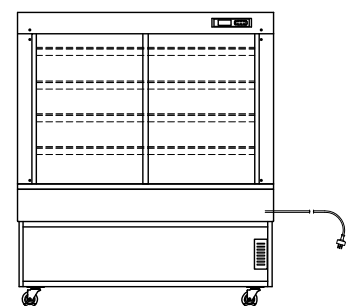
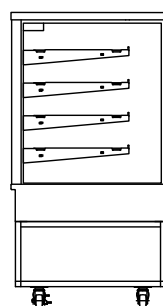
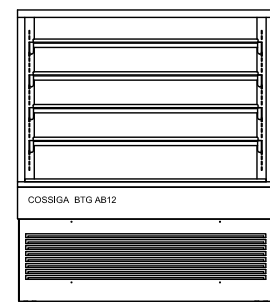
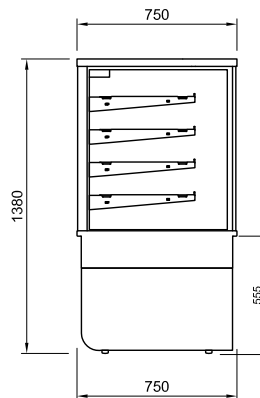
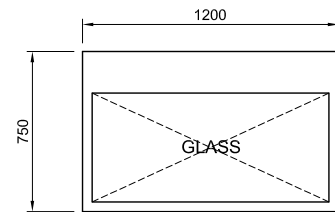
Model	Cabinet			Shelving no.	Shelf length	base tray w x d	Total food units	Display m2
	Length mm	Depth mm	Height mm					
BTGAB12	1200	750	1380	4 + base	1095 x 445	1140 x 510	100 x 100 231	2.55

* prior to installation see, installation guidelines, ventilation requirements and drainage options documents

Operating Current	Connection	Voltage
		50/60 Hertz
0.4 Amp	10amp 3 pin plug	240V

ELECTRICAL POWER

Electrical power cord 2200mm
3 pin 10 amp 1 phase socket required.



REAR VIEW



PRODUCT FEATURES

- Single glazed
- Sliding rear doors
- Four adjustable shelves
- Ticket strips on shelves and base
- Undershelf and canopy LED lights
- Sliding front doors - optional
- Ambient converted from heated
- Air removal fan installed in ceiling

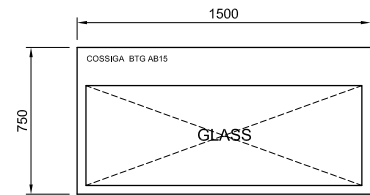
CABINET DIMENSIONS & SPECIFICATIONS

Ambient

Model	Cabinet			Shelving no.	Shelf length	base tray w x d	Total food units	Display m2
	Length mm	Depth mm	Height mm					
BTGAB15	1500	750	1380	4 + base	1095 x 445	1140 x 510	100 x 100	3.2

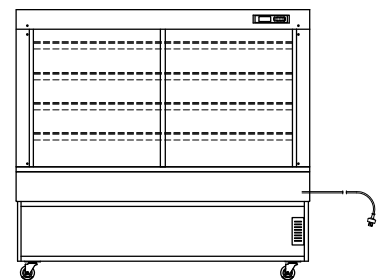
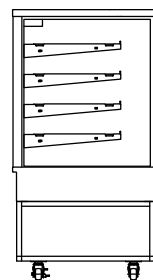

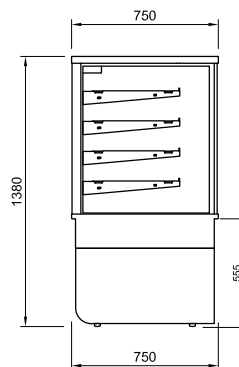
* prior to installation see, installation guidelines, ventilation requirements and drainage options documents

Operating Current	Connection	Voltage
0.5 Amp	10amp 3 pin plug	50/60 Hertz 240V



ELECTRICAL POWER

Electrical power cord 2200mm
3 pin 10 amp 1 phase socket required.



REAR VIEW